



**Model RGD1 Angled Pad Coupling**  
**Rigid Grooved Coupling**  
 cULus Listed, FM Approved  
 300 psi (20.7 bar)

**RDG1 Angled Pad Coupling Technical Data**

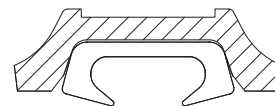
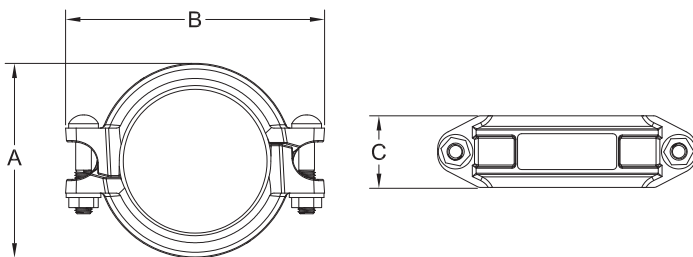
<p><b>Operating Specifications</b>  <b>Maximum Working Pressure:</b>                  300 psi (20.7 bar)  <b>Operating Temperature:</b>                  -30 °F to 230 °F (-34 °C to 110 °C)</p> <p><b>Material Specifications</b>  <b>Housings:</b> ASTM A536 Grade 65-45-12 Ductile Iron  <b>Gasket:</b> Pre-lubricated Grade E EPDM</p> <p><b>Design Specification</b>  <b>Groove:</b> AWWA-C606</p> <p><b>Bolt Specification</b>                  SAE J429 Grade 5</p>	<p><b>Gasket Options</b>                  Standard                  Flush Gap</p> <p><b>Available Finishes</b>  <b>Housing:</b>                  Standard orange paint                  Hot dipped galvanized (ASTM A-153)  <b>Bolts and Nuts:</b>                  Zinc Electroplating</p> <p><b>Listings and Approvals</b>                  cULus Listed                  FM Approved</p>	
--	---	--

**RGD1 Angled Pad Coupling Dimensions**

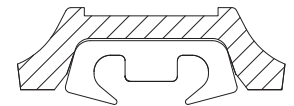
**Figure 1**

**Gasket Options**

**Figure 2**



Standard



Flush Gap

**Table A**

Nominal Size in (mm)	Pipe O.D. in (mm)	Max. End Load Lbs (KN)	Pipe End Gap in (mm)	Bolts Size x Length in (mm)	Dimensions			Weight lb (kg)
					A in (mm)	B in (mm)	C in (mm)	
1 (25)	1.315 (33.7)	405 (1.8)	1/16 (1.6)	3/8 x 2-1/8	2-1/4 (56)	3-3/4 (96)	1-7/8 (47)	0.99 (0.45)
1-1/4 (32)	1.660 (42.2)	656 (2.92)	1/16 (1.6)	3/8 x 2-3/8	2-1/2 (64)	4-3/16 (106)	1-7/8 (47)	1.37 (0.62)
1-1/2 (40)	1.900 (48.3)	852 (3.79)	1/16 (1.6)	3/8 x 2-3/8	2-3/4 (69)	4-7/16 (113)	1-7/8 (47)	1.43 (0.65)
2 (50)	2.375 (60.3)	1327 (5.91)	1/16 (1.6)	3/8 x 2-3/8	3-1/2 (88)	4-13/16(122)	1-7/8 (47)	1.74 (0.79)
2-1/2 (65)	2.875 (73.0)	1945 (8.66)	1/16 (1.6)	3/8 x 2-3/4	3-15/16 (100)	5-3/8 (137)	1-7/8 (47)	1.96 (0.89)
3 (80)	3.500 (88.9)	2885 (12.84)	1/16 (1.6)	3/8 x 2-3/4	4-9/16 (116)	6-1/16 (154)	1-7/8 (47)	2.27 (1.03)
4 (100)	4.500 (114.3)	4769 (21.22)	5/32 (4.1)	1/2 x 3	5-5/8 (142)	7-3/8 (188)	2-1/16 (52)	2.93 (1.33)
6 (150)	6.625 (168.3)	10340 (46)	5/32 (4.1)	1/2 x 3-1/8	7-13/16 (199)	9-11/16 (246)	2-1/16 (52)	5 (2.27)
8 (200)	8.625 (219.1)	17524 (77.97)	5/32 (4.1)	5/8 x 4-3/4	10-5/16 (262)	12-11/16 (322)	2-5/8 (66)	9.92 (4.50)
10 (250)	10.750 (273.0)	27206 (121.05)	5/32 (4.1)	3/4 x 6-7/10	12-13/16 (325)	15-3/4 (400)	2-5/8 (66)	24.26 (11)
12 (300)	12.750 (323.9)	38297 (170.39)	5/32 (4.1)	7/8 x 7-1/4	14-13/16 (376)	18-7/16 (468)	2-5/8 (67)	28.67 (13)

**RGD1 Pipe Compatibility**

**Table B**

Nominal Size in (mm)	Groove Type	Pipe	Approvals
1 (25)	Cut, Rolled	40	cULus, FM
	Rolled	10	cULus, FM
1-1/4 (32)	Cut, Rolled	40	cULus, FM
	Rolled	10	cULus, FM
		Mega-Flow Schedule 7	cULus, FM
		Eddy Flow Schedule 7	cULus, FM
1-1/2 (40)	Cut, Rolled	40	cULus, FM
	Rolled	10	cULus, FM
		Fire-Flo Schedule 7	cULus, FM
		Mega-Flow Schedule 7	cULus, FM
		Eddy Flow Schedule 7	cULus, FM
2 (50)	Cut, Rolled	40	cULus, FM
	Rolled	10	cULus, FM
		Fire-Flo Schedule 7	cULus, FM
		Mega-Flow Schedule 7	cULus, FM
		Eddy Flow Schedule 7	cULus, FM
		Hydroflow Schedule 7	cULus, FM
2-1/2 (65)	Cut, Rolled	40	cULus, FM
	Rolled	10	cULus, FM
		Fire-Flo Schedule 7	cULus, FM
		Mega-Flow Schedule 7	cULus, FM
		Eddy Flow Schedule 7	cULus, FM
		Hydroflow Schedule 7	cULus, FM
3 (80)	Cut, Rolled	40	cULus, FM
	Rolled	10	cULus, FM
		Fire-Flo Schedule 7	cULus, FM
		Mega-Flow Schedule 7	cULus, FM
		Eddy Flow Schedule 7	cULus, FM
		Hydroflow Schedule 7	cULus, FM
4 (100)	Cut, Rolled	40	cULus, FM
	Rolled	10	cULus, FM
		Fire-Flo Schedule 7	cULus, FM
		Mega-Flow Schedule 7	cULus, FM
		Eddy Flow Schedule 7	cULus, FM
		Hydroflow Schedule 7	cULus, FM
6 (150)	Cut, Rolled	40	cULus, FM
	Rolled	10	cULus, FM
		Mega-Flow Schedule 7	cULus, FM

**RGD1 Pipe Compatibility (cont.)**

**Table B**

Nominal Size in (mm)	Groove Type	Pipe	Approvals
8 (200)	Cut, Rolled	40	cULus, FM
	Rolled	10	cULus
		0.188 in. wall	FM
10 (250)	Cut, Rolled	40	cULus, FM
	Rolled	10	cULus
		0.188 in. wall	FM
12 (300)	Cut, Rolled	40	cULus, FM
	Rolled	0.188 in. wall	FM

**Notes:**

1. 10 refers to Schedule 10 steel pipe in accordance with NFPA 13.
2. 40 refers to Schedule 40 steel pipe in accordance with NFPA 13.
3. Fire-Flo Schedule 7 refers to Youngstown Tube Schedule 7 pipes.
4. Mega-Flow Schedule 7 refers to Listed Mega-Flow steel Pipe manufactured by Wheatland Tube Co.
5. Eddy Flow Schedule 7 refers to Listed Eddy Flow steel pipe manufactured by Bull Moose Tube Co.
6. Hydroflow Schedule 7 refers to Listed Nucor Hydroflow steel pipe manufactured by Nucor Tubular Products Inc.

P/N 9999970633